

Tools And Accessories

CL-2, CL-3, CL-4, CLR-1, CLR-3

Mold Handle Clamps

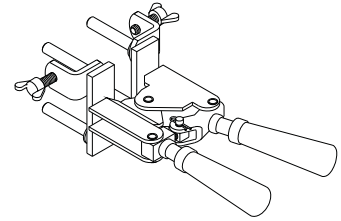
CL-2 Small Handle, for #2-1, #2-2, and #2-3 Price Code Molds.

CL-3 Regular Handle, for #3, #5, and #7 Price Code Molds.

CL-4 Large Handle, for #4, #6, and #8 Price Code Molds.

CLR-1 Rail Bonding Handle Clamp, Single Mold.

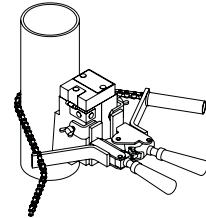
CLR-3 Rail Bonding Handle Clamp, Large Span.



CL-3CV, CL-3CH, CL-4CV, CL-4CH

Chain Handle Clamps

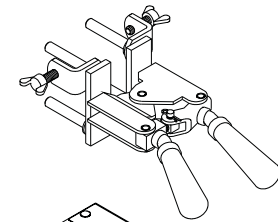
Chain handle clamps are available for making connections to vertical standing or horizontal pipes and beams.



CL-3B, CL-4B

“Banana” Handle Clamps

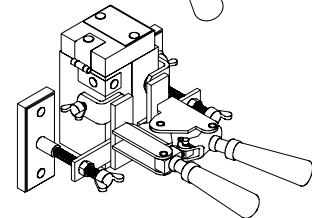
Banana handles are designed specifically for welding operations in narrow trenches. The angled handles allow safe and convenient operation without the need for excavating the corner of the trench for clearance. A tremendous labor and time saver.



CL-2M, CL-3M, CL-4M

Magnetic Handle Clamps

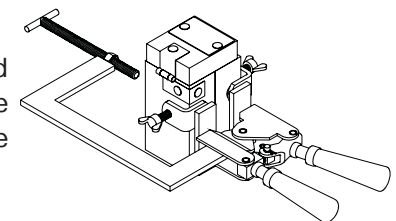
Standard handle clamps fitted with powerful, rare earth magnets to allow welding onto vertical flat steel surfaces.



CCLAMP3, CCLAMP4

C-Clamp Attachment

These attachments will fit CL-3 and CL-4 handles to enable them to be attached to the edge of a flat vertical surface (i.e. I-beams, steel doors etc.), allowing the operator to have both hands free during welding. The attachment affixes to the center post of a handle clamp with a cotter pin.



CBLC

Wire Clamp

Relieves tension from wires being welded to prevent the wires from pulling out of the mold during welding.

