



MASTER LEDtube EM/ Mains T8

MAS LEDtube STD 1200mm 20W840 T8 I

The Philips MASTER LEDtube integrates a LED light source into a traditional fluorescent form factor. Its unique design creates a perfectly uniform visual appearance which cannot be distinguished from traditional fluorescent. For those that are looking for value for money within limited budget and re-lamping efforts for better light effect and lifetime.

Product data

General Information	
Cap-Base	G13 [Medium Bi-Pin Fluorescent]
Main Application	Industrial
Nominal Lifetime (Nom)	40000 h
Switching Cycle	50000X
B50L70	40000 h
Light Technical	
Color Code	840 [CCT of 4000K]
Beam Angle (Nom)	150 °
Luminous Flux (Nom)	2100 lm
Luminous Flux (Rated) (Nom)	2100 lm
Rated Beam Angle	150 °
Correlated Color Temperature (Nom)	4000 K
Color Consistency	<6
Color Rendering Index (Nom)	83
LLMF At End Of Nominal Lifetime (Nom)	70 %
Operating and Electrical	
Input Frequency	50 to 60 Hz

Power (Rated) (Nom)	20 W
Lamp Current (Nom)	85 mA
Starting Time (Nom)	0.5 s
Warm Up Time to 60% Light (Nom)	instant full light s
Power Factor (Nom)	0.9
Voltage (Nom)	220-240 V
Temperature	
T-Ambient (Max)	45 °C
T-Ambient (Min)	-20 °C
T-Storage (Max)	65 °C
T-Storage (Min)	-40 °C
T-Case Maximum (Nom)	50 °C
Controls and Dimming	
Dimmable	No
Mechanical and Housing	
Product Length	1200 mm

MASTER LEDtube EM/Mains T8

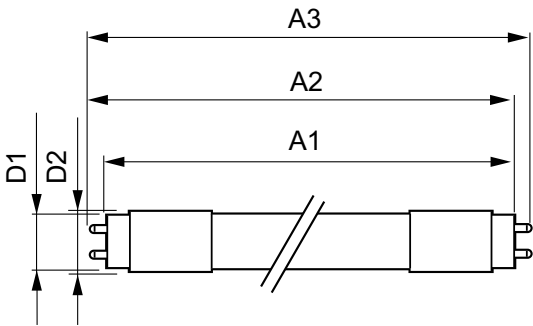
Approval and Application	
Energy Efficiency Label (EEL)	A+
Energy Saving Product	Yes
Suitable For Accent Lighting	No
Approval Marks	CE marking RoHS compliance KEMA Keur certificate
Energy Consumption kWh/1000 h	20 kWh
Product Data	
Full product code	871869642188800

Order product name	MAS LEDtube STD 1200mm 20W840 T8 I
EAN/UPC - Product	8718696421888
Order code	929001126908
Numerator - Quantity Per Pack	1
Numerator - Packs per outer box	10
Material Nr. (12NC)	929001126908
Net Weight (Piece)	0.270 kg

Warnings and Safety

- NOTES: The overall energy efficiency and light distribution of any installation that uses these lamps are determined by the design of the installation.

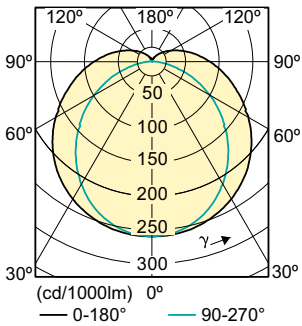
Dimensional drawing



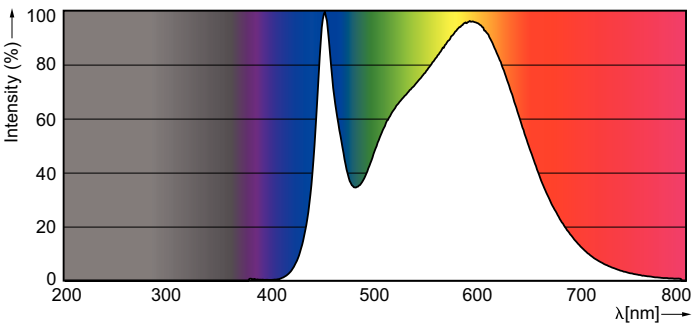
TLED STD 1200mm 20W840 T8 I

Product	D1	D2	A1	A2	A3
MAS LEDtube STD 1200mm 20W840 T8 I	25.68 mm	28 mm	1198.0 mm	1205.0 mm	1212.0 mm

Photometric data



STD 600 mm 10W, 1200 mm 20 W T8 I, 900 mm 15 W T8 C



STD 600 mm 10 W, 1200 mm 20 W /840 T8 I

MASTER LEDtube EM/Mains T8

