



Main

Range of product	OsiSense XC
Series name	Standard format
Product or component type	Limit switch body
Device short name	ZCKJ
Body type	Fixed
Product compatibility	XCKJ
Associated head	ZCKE65 ZCKE06 ZCKE67 ZCKE05 ZCKE21 ZCKE619 ZCKE62 ZCKE23 ZCKE61 ZCKE66 ZCKE629 ZCKE63 ZCKE64 ZCKE08
Body material	Metal
Cable entry	1 entry tapped for Pg 13.5 cable gland
Number of poles	2
Contacts type and composition	2 C/O
Contact operation	Snap action
Number of steps	1 1 position
Contacts material	Silver plated contacts

Complementary

Local display	Without
Electrical connection	Screw-clamp terminals, clamping capacity: 1 x 0.75...2 x 1.5 mm ²
Positive opening	Without
Minimum actuation speed	0.01 m/min
[Ie] rated operational current	3 A at 240 V, AC-15, A300 conforming to EN/IEC 60947-5-1 appendix A 0.27 A at 250 V, DC-13, Q300 conforming to EN/IEC 60947-5-1 appendix A
[Ithe] conventional enclosed thermal current	10 A
[Ui] rated insulation voltage	500 V (pollution degree 3) conforming to IEC 60947-1 for contact block 300 V conforming to CSA C22.2 No 14 for contact block 300 V conforming to UL 508 for contact block
Maximum resistance across terminals	0.25 mOhm conforming to IEC 60255-7 category 3
[Uimp] rated impulse withstand voltage	IEC 60664 6 kV IEC 60947-1 6 kV
Short-circuit protection	10 A cartridge fuse, type gG
Electrical durability	5000000 Cycles, DC-13 120 V, 4 W, operating rate <60 cyc/mn, load factor: 0.5 conforming to IEC 60947-5-1 appendix C 5000000 Cycles, DC-13 24 V, 10 W, operating rate <60 cyc/mn, load factor: 0.5 conforming to IEC 60947-5-1 appendix C 5000000 cycles, DC-13 48 V, 7 W, operating rate <60 cyc/mn, load factor: 0.5 conforming to IEC 60947-5-1 appendix C
Width	40 mm
Height	77 mm




The information provided in this documentation contains general descriptions and/or technical characteristics of the performance of the products contained herein. This documentation is not intended as a substitute for and is not to be used for determining suitability or reliability of these products for specific user applications. It is the duty of any such user or integrator to perform the appropriate and complete risk analysis, evaluation and testing of the products with respect to the relevant specific application or use thereof. Neither Schneider Electric Industries SAS nor any of its affiliates or subsidiaries shall be responsible or liable for misuse of the information contained herein.

Depth	44 mm
Product weight	0.31 kg
Terminals description ISO n°1	(13-14)NO (11-12)NC (23-24)NO (21-22)NC

Environment

IP degree of protection	IP66
IK degree of protection	IK07
Ambient air temperature for operation	10...120 °C for high temperature
Ambient air temperature for storage	10...120 °C
Environmental characteristic	High temperature

Offer Sustainability

Sustainable offer status	Green Premium product
EU RoHS Directive	Pro-active compliance (Product out of EU RoHS legal scope)  EU RoHS Declaration
Mercury free	Yes
RoHS exemption information	 Yes
Environmental Disclosure	 Product Environmental Profile
Circularity Profile	No need of specific recycling operations

Contractual warranty

Warranty	18 months
----------	-----------