



second lateral EN 50005 on the side, 10 mm, 2 NC contacts, screw terminal, for contactors 3RT1

### General technical data

<b>product brand name</b>	SIRIUS
<b>suitability for use</b>	Contactor relay and power contactor
<b>protection class IP on the front</b>	IP20
<b>ambient temperature</b>	
• during storage	-55 ... +80 °C
• during operation	-25 ... +60 °C
<b>mechanical service life (operating cycles) typical</b>	10 000 000
<b>electrical endurance (operating cycles) at AC-15 at 230 V typical</b>	200 000
<b>contact reliability of auxiliary contacts</b>	1 faulty switching per 100 million (17 V, 1 mA)
<b>insulation voltage with degree of pollution 3 at AC rated value</b>	500 V
<b>surge voltage resistance rated value</b>	6 kV

### Auxiliary circuit

<b>number of NC contacts for auxiliary contacts</b>	2
• instantaneous contact	
<b>number of NO contacts for auxiliary contacts</b>	0
• instantaneous contact	
<b>operational current of auxiliary contacts at AC-12</b>	
• at 24 V	10 A
• at 230 V	10 A
• maximum	10 A
<b>operational current</b>	
• of auxiliary contacts	
— at AC-14	
— at 125 V	6 A
— at 250 V	6 A
— at AC-15	
— at 24 V	6 A
— at 230 V	6 A
— at 400 V	3 A
<b>operational current</b>	
• of auxiliary contacts at DC-12	
— at 24 V	10 A
— at 110 V	3 A
— at 220 V	1 A
• with 2 current paths in series at DC-12	
— at 24 V rated value	10 A
— at 60 V rated value	10 A
— at 110 V rated value	4 A
— at 220 V rated value	2 A

— at 440 V rated value	1.3 A
• with 3 current paths in series at DC-12	
— at 24 V rated value	10 A
— at 60 V rated value	10 A
— at 110 V rated value	10 A
— at 220 V rated value	3.6 A
— at 440 V rated value	2.5 A
<b>operational current</b>	
• of auxiliary contacts at DC-13	
— at 24 V	6 A
— at 60 V	2 A
— at 110 V	1 A
— at 220 V	0.3 A
• with 2 current paths in series at DC-13	
— at 24 V rated value	10 A
— at 60 V rated value	3.5 A
— at 110 V rated value	1.3 A
— at 220 V rated value	0.9 A
— at 440 V rated value	0.2 A
• with 3 current paths in series at DC-13	
— at 24 V rated value	10 A
— at 60 V rated value	4.7 A
— at 110 V rated value	3 A
— at 220 V rated value	1.2 A
— at 440 V rated value	0.5 A

#### Installation/ mounting/ dimensions

<b>fastening method</b>	snap-on mounting
<b>width</b>	10 mm
<b>height</b>	80 mm
<b>depth</b>	71 mm

#### Connections/ Terminals

<b>type of electrical connection for auxiliary and control circuit</b>	screw-type terminals
<b>type of connectable conductor cross-sections</b>	
• for auxiliary contacts	
— finely stranded	
— with core end processing	2x (0.5 ... 1.5 mm <sup>2</sup> ), 2x (0.75 ... 2.5 mm <sup>2</sup> )
• at AWG cables for auxiliary contacts	2x (20 ... 16), 2x (18 ... 14)

#### Safety related data

<b>product function mirror contact according to IEC 60947-4-1</b>	Yes
• note	with 3RT1
<b>product function positively driven operation according to IEC 60947-5-1</b>	No

#### Certificates/ approvals

<b>General Product Approval</b>	<b>Functional Safety/Safety of Machinery</b>
---------------------------------	--



[Confirmation](#)



[KC](#)



[Type Examination Certificate](#)

#### Declaration of Conformity      Test Certificates      Marine / Shipping



EG-Konf.

[Type Test Certificates/Test Report](#)

[Special Test Certificate](#)



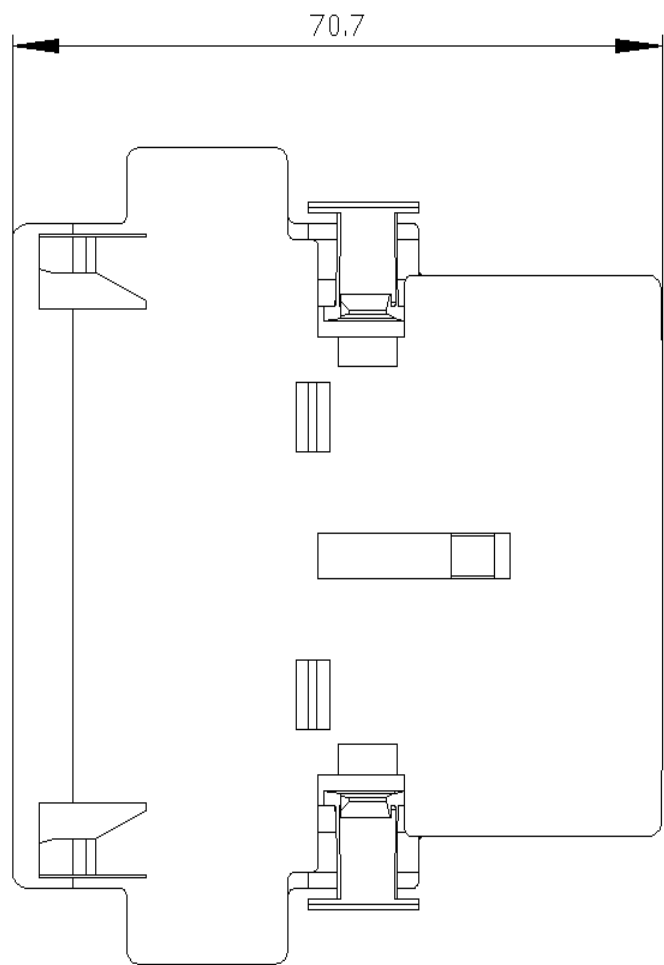
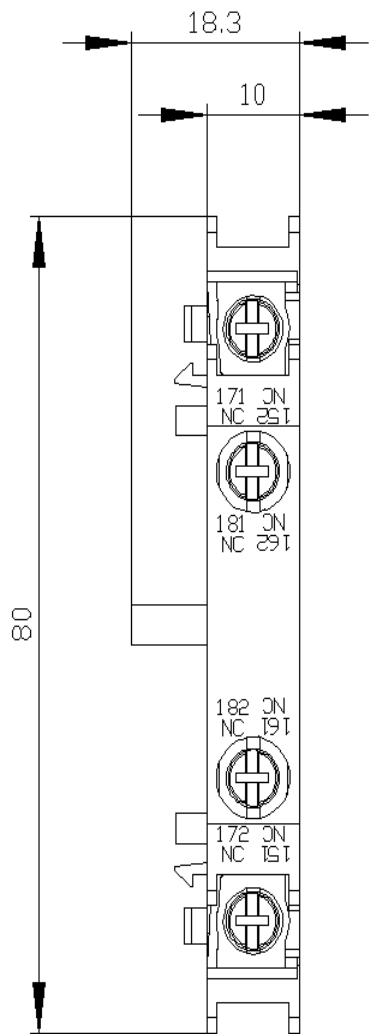
[Confirmation](#)[Vibration and Shock](#)

## Railway

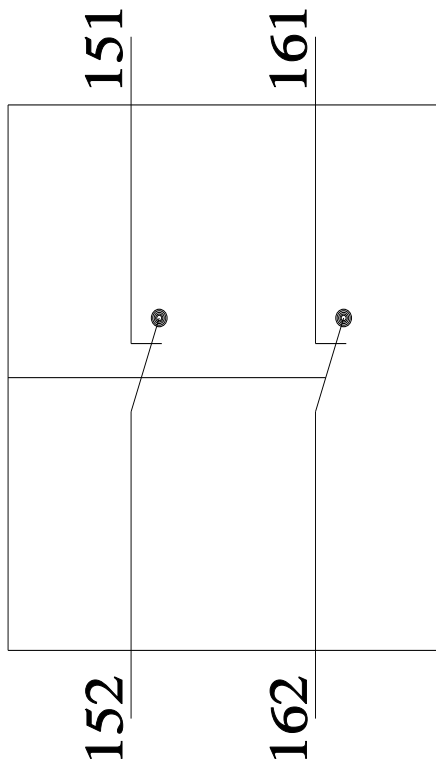
[Special Test Certificate](#)

## Further information

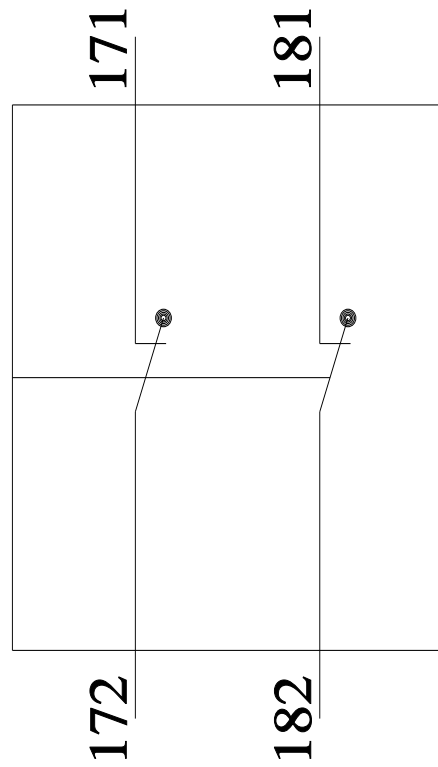
**Information on the packaging**<https://support.industry.siemens.com/cs/ww/en/view/109813875>**Information- and Downloadcenter (Catalogs, Brochures,...)**<https://www.siemens.com/ic10>**Industry Mall (Online ordering system)**<https://mall.industry.siemens.com/mall/en/en/Catalog/product?mlfb=3RH1921-1KA02>**Cax online generator**<http://support.automation.siemens.com/WW/CAXorder/default.aspx?lang=en&mlfb=3RH1921-1KA02>**Service&Support (Manuals, Certificates, Characteristics, FAQs,...)**<https://support.industry.siemens.com/cs/ww/en/ps/3RH1921-1KA02>**Image database (product images, 2D dimension drawings, 3D models, device circuit diagrams, EPLAN macros, ...)**[http://www.automation.siemens.com/bilddb/cax\\_de.aspx?mlfb=3RH1921-1KA02&lang=en](http://www.automation.siemens.com/bilddb/cax_de.aspx?mlfb=3RH1921-1KA02&lang=en)



## Links / left



## Rechts / right



last modified:

1/18/2021 