

RoutelT™ Cable Managers

Siemon's RoutelT vertical and horizontal cable managers are specifically designed to readily manage the challenges proposed by today's high volume, high density cabling systems. Available in multiple sizes, these versatile cable managers provide a system solution for ready routing and protection of both horizontal cables and patch cords.

Full length, dual hinge doors protect and conceal cabling providing a premium appearance capable of supporting today's high speed network cabling systems.



Field Replaceable Cable Management Fingers

Can be quickly replaced if damaged or broken without detaching the managers from adjacent racks – even while populated

Finger Radius

Prevents deformation of cable jackets for cables entering/exiting the vertical managers

Single Finger Latch Door Operation

Allows for quick, readily accessible opening and closing of doors at a single point

152mm (6 in.) Central Frame Depth

Optimized to match rail depth of cabling purposed racks for maximum capacity

High Capacity Fingers



Accomodate over 48 Category 6A cables to match high density horizontal patch panels or switch blades

Dual Hinge Doors

Provide access from both sides or can be easily removed to provide open access during initial loading


Free Standing Design

Enables staging and positioning of managers prior to attachment to open racks



PDU Ready


Multiple attachment points available for optional tool-less button mounting of PDUs within double-sided managers or on rear of single-sided managers




Diverse Mounting Points

Allow for mounting of optional Siemon 1/4-turn management accessories and cable ties

Vertical Managers



Field Configurable
Double-sided managers include field configurable manager dividers that allow custom allocation of vertical space.



Optional Side Panels
Can be used to conceal cables for end of row applications.

Ordering Information



Part Number	Description
VCM-(XX)	RoutelT™ Single-sided Vertical Cable Manager height: 2.1m (84.0 in.) depth: 357mm (14.5 in.)
Use (XX) to specify width: 6 = 152mm (6 in.) 10 = 254mm (10 in.) 12 = 304mm (12 in.) 16 = 406mm (16 in.)	



Part Number	Description
VCM-(XX)D	RoutelT™ Double-sided Vertical Cable Manager height: 2.1m (84.0 in.) depth: 562mm (22.1 in.)
Use (XX) to specify width: 6 = 152mm (6 in.) 10 = 254mm (10 in.) 12 = 304mm (12 in.) 16 = 406mm (16 in.)	

Note: For 4-post VersaPod Rack and Extended depth racks, single sided managers are recommended.

RoutelT vertical managers are compatible with standard 76mm (3 in.) or 152mm (6 in.) deep cable management racks including Siemens RS Series 2-post rack and VersaPOD® 4-post rack

Vertical Managers - Accessories

Ordering Information

Part Number Description

VCM-S..... Side Panel Kit for RouteIT™
 Double-sided Vertical Cable Managers
 177mm x 457mm (7 in. x 18 in.)


Note: Side panel kit is a two piece design comprised of one top and one bottom piece and includes mounting hardware



Part Number Description

VCM-(XX)D-RB Vertical Dividers for RouteIT
 Double-sided Vertical Cable Managers,
 Set of 3

Use (XX) to specify width:
 6 = 152mm (6 in.)
 10 = 254mm (10 in.)
 12 = 304mm (12 in.)
 16 = 406mm 16 in.)



Part Number Description

VCM-FGR-6..... 152mm (6 in.) Vertical Cable Manager
 Replacement Fingers, 9U, Set of 2



Part Number Description

VCM-DR(XX)..... Replacement Door

Use (XX) to specify width:
 6 = 152mm (6 in.)
 10 = 254mm (10 in.)
 12 = 304mm (12 in.)
 16 = 406mm 16 in.)



Horizontal Managers

Ordering Information

Part Number Description

HCM-4-(X)U..... RouteIT™ Horizontal Cable Manager
w/101mm (4 in.) Fingers

Use (X) to specify height:
1 = 1U
2 = 2U
4 = 4U
Add "-D" to end of part number for double-sided version (2U only)



Part Number Description

HCME-4-(X)U..... RouteIT Horizontal Cable Manager
w/4 in. Fingers and Extended Length Cover

Use (X) to specify height:
1 = 1U
2 = 2U
4 = 4U
Add "-D" to end of part number for double-sided version (2U only)



Part Number Description

HCM-6-(X)U..... RouteIT Horizontal Cable Manager
w/152mm (6 in.) Fingers

Use (X) to specify height:
1 = 1U
2 = 2U
4 = 4U
Add "-D" to end of part number for double-sided version (2U only)



Part Number Description

HCME-6-(X)U..... RouteIT Horizontal Cable Manager
w/152mm (6 in.) Fingers
and Extended Length Cover

Use (X) to specify height:
1 = 1U
2 = 2U
4 = 4U
Add "-D" to end of part number for double-sided version (2U only)



Part Number Description

HCM(E)-CVR-(X)U..... RouteIT Horizontal Cable Manager
Replacement Cover

Use (X) to specify height:
1 = 1U
2 = 2U
4 = 4U



Note: "Extended cover options are only for use with Siemon's RS-07 series racks. This includes RS-07, RS-07-S and RS-07E."

Cable Management Accessories

Ordering Information

Part Number Description

RS-CH Quarter-turn Cable Managers



Part Number Description

RS-VCM..... Quarter-turn Hook & Loop Cable Managers
Includes roll of (10) 457mm (18 in.) black
hook & loop cable managers and
(10) 1/4-turn mounting clips



Part Number Description

VCM-25-(XX)-(XX)..... Roll of (25) Hook & Loop Cable Managers
VCM-250-(XX)-(XX)... Spool of (250) Hook & Loop Cable Managers

Use 1st (XX) to specify length: 06 = 152mm (6 in.) 12 = 304mm (12 in.) 18 = 457mm (18 in.)
Use 2nd (XX) to specify color: 01 = black, 02 = white, 03 = red, 04 = gray, 05 = yellow, 06 = blue



Part Number Description

VP-SPL Quarter-turn Fiber Management Spool,
Bag of 5



Product Information

CABLE MANAGEMENT CAPACITY TABLE

Product	Cable Diameter in. (mm)											
	0.13 (3.30)	0.15 (3.81)	0.17 (4.32)	0.19 (4.83)	0.21 (5.33)	0.23 (5.84)	0.25 (6.35)	0.27 (6.86)	0.29 (7.37)	0.31 (7.87)	0.33 (8.38)	0.35 (8.89)
HCM(E)-4-1U	71	53	42	33	27	22	19	16	14	12	11	9
HCM(E)-4-2U(-D) ¹	234	175	136	109	89	74	63	54	47	41	36	32
HCM(E)-4-4U	558	419	326	261	214	178	151	129	112	98	86	77
HCM(E)-6-1U	101	76	59	47	38	32	27	23	20	17	15	13
HCM(E)-6-2U(-D) ¹	346	260	202	162	132	110	93	80	69	60	53	47
HCM(E)-6-4U	836	628	489	391	320	267	226	193	168	147	129	115
VCM-6	1534	1152	897	718	588	490	414	355	308	269	238	211
VCM-6 Base ²	2283	1715	1335	1069	875	729	617	529	458	401	354	315
VCM-6D	2149	1614	1257	1006	823	686	581	498	432	378	333	296
VCM-6D Base ²	2895	2174	1693	1355	1109	924	782	671	581	509	449	399
VCM-10	2640	1983	1543	1235	1011	843	713	612	530	464	409	364
VCM-10 Base ²	4201	3155	2456	1966	1610	1342	1136	973	844	738	651	579
VCM-10D	3804	2857	2224	1780	1457	1215	1028	881	764	669	590	524
VCM-10D Base ²	5616	4218	3284	2629	2152	1794	1518	1302	1128	987	871	774
VCM-12	3193	2398	1867	1494	1223	1020	863	740	641	561	495	440
VCM-12 Base ²	5160	3875	3017	2415	1977	1648	1395	1196	1036	907	800	711
VCM-12D	4631	3478	2708	2168	1774	1479	1252	1073	930	814	718	638
VCM-12D Base ²	6976	5240	4079	3266	2673	2228	1886	1617	1401	1226	1082	962
VCM-16	4298	3228	2513	2012	1647	1373	1162	996	863	755	667	593
VCM-16 Base ²	7077	5316	4138	3313	2712	2261	1913	1640	1422	1244	1098	976
VCM-16D	6285	4721	3675	2942	2408	2008	1699	1457	1263	1105	975	867
VCM-16D Base ²	9697	7284	5671	4539	3716	3098	2622	2248	1948	1705	1504	1337

Note:

- Cable capacities reflect a calculated fill rate of 40% which is intended to reflect 100% fill during actual use due to side cable entry
- Double-Sided manager capacities are for the entire manager - The capacity for each side can be calculated at 40%, 50%, or 60% of this value dependent upon internal divider positioning

¹ Cable capacities specified are per side

² Cable capacities for base opening where cables pass through only reflect a calculated fill rate of 80% which is intended to reflect 100% fill during actual use with proper cable routing

Because we continuously improve our products, Siemon reserves the right to change specifications and availability without prior notice.

North America P: (1) 860 945 4200
Asia Pacific P: (61) 2 8977 7500
Latin America P: (571) 657 1950/51/52
Europe P: (44) 0 1932 571771
China P: (86) 215385 0303
India Middle East P: (971) 4 3689743

Siemon Interconnect Solutions
P: (1) 860 945 4213
www.siemon.com/SIS

WWW.SIEMON.COM

